

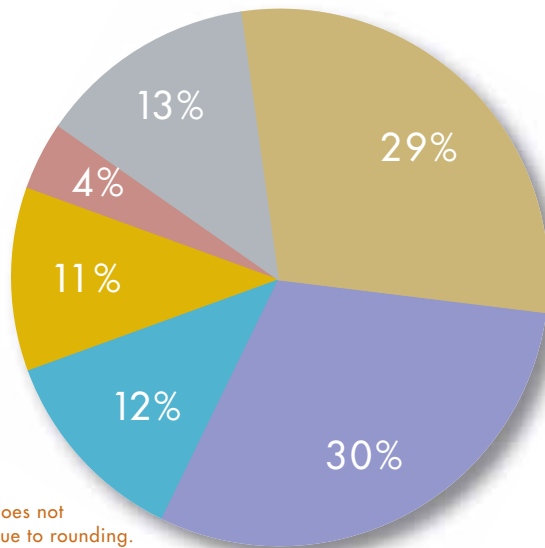
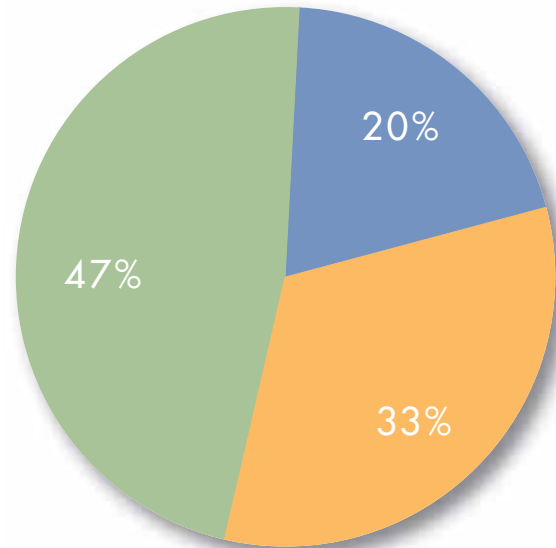
Performance Results

FISCAL YEAR 2010 (July 1, 2009 - June 30, 2010)

Through a combination of specific training and skills development activities, WIN, and its partner organizations connected **64,574 Maryland residents** to employment and helped create workforce solutions for **6,931 Maryland businesses**.







556,632 VISITS
were made to WIN's
One-Stop Career Centers
(an increase of over 41,600 visits
from the prior year)

CAREER-RELATED TRAINING



NOTE: Total does not equal 100% due to rounding.

FUNDING BY SOURCE

	WIA	\$ 22,191,296
	ARRA*	\$ 21,618,286
	NON WIA FEDERAL	\$ 9,842,469
	STATE GRANTS	\$ 8,428,024
	LOCAL GRANTS	\$ 8,839,851
	OTHER	\$ 2,576,110
TOTAL		\$ 73,496,036

*Federal American Recovery and Reinvestment Act (ARRA) funds for use between 2/17/09 and 6/30/11

IT'S ALL ABOUT JOBS